



Luminaire Schedule						
Symbol	Qty	Label	Arrangement	Total Lamp Lumens	LLF	Description
	4	PL-54022-SbyS	TWIN	27757.5	0.900	PLA-25L-40K-T3-AA-UL-DB (Side by Side)
	2	PL-54022-Qd	TWIN BACK-BACK	27757.5	0.900	PLA-25L-40K-T3-AA-UL-DB (Quad)

Playing surface 1, 3 ft AFG

Illuminance (Fc)
 Average = 32.54
 Maximum = 54.9
 Minimum = 21.3
 Avg/Min Ratio = 1.53
 Max/Min Ratio = 2.58

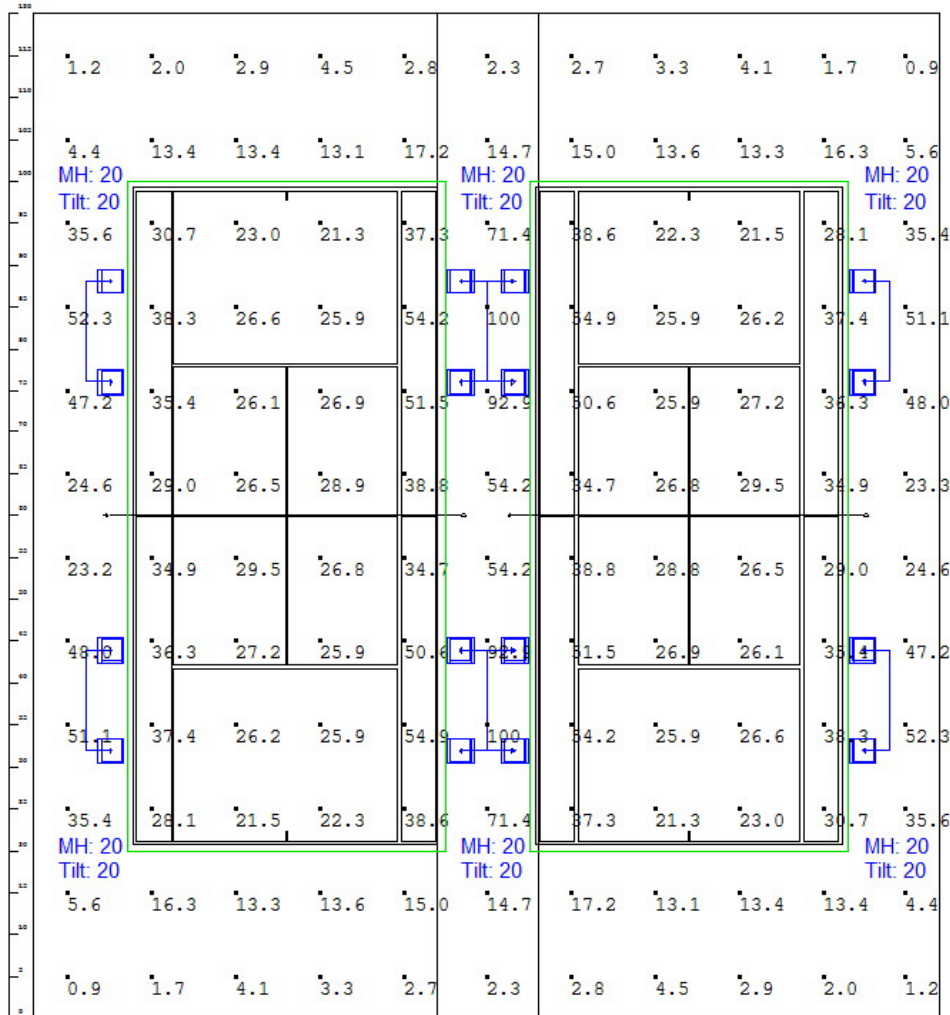
Playing surface 2, 3 ft AFG

Illuminance (Fc)
 Average = 32.53
 Maximum = 54.9
 Minimum = 21.3
 Avg/Min Ratio = 1.53
 Max/Min Ratio = 2.58

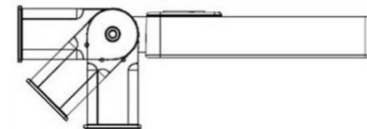
Calculation Summary

Label	Units	Avg	Max	Min	Avg/Min	Max/Min
2 Tennis Court	Fc	27.95	100	0.9	31.06	111.56
Playing surface 1, 3 ft AFG	Fc	32.50	54.9	21.3	1.53	2.58
Playing surface 2, 3 ft AFG	Fc	32.50	54.9	21.3	1.53	2.58

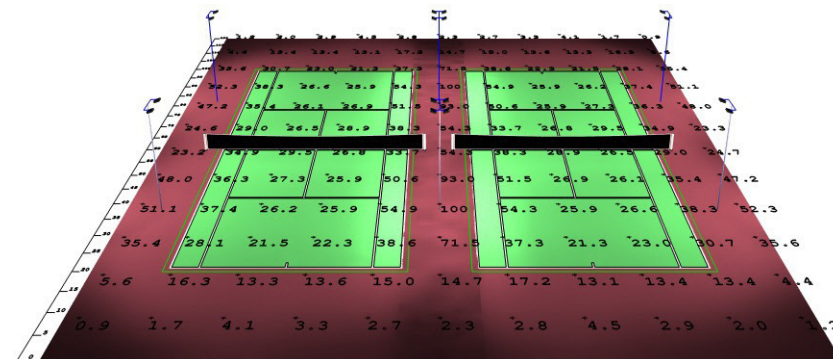
Total number of fixtures: 16
 Type of Mounting Arms used: 16 Type A, Adjustable Knuckle
 Mounting Height: 20 feet AFG
 20 degree tilt used



Parking / Area Lighting
 # 54022



Type A, Adjustable Knuckle



Customer responsible to verify ordering information/catalogue number prior to placing order



Drawn By: Nick Harms
 Checked By: NAH
 Date: 6/2/2016

Tennis Court